

Dixie-Narco®



Lawrence Street
Ranson, West Virginia 25438

(304) 725-3481
(800) 624-0553

Service Bulletin # 297

Date: August 27, 1985

MODEL: DNTP 232-8
DNTP 360-10
DNP 200-8
DNP 310-10

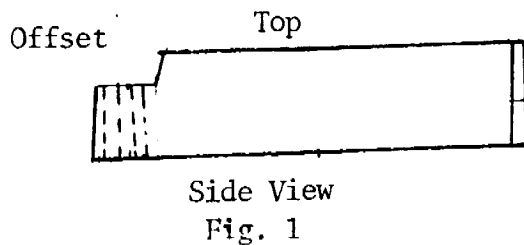
SUBJECT: Auger Support - Molded

ORDER AS: B801,201,130.21 Auger Support-Brik Pak
B801,201,120.21 Auger Support-Combibloc

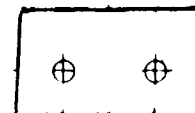
REASON: To provide a more rigid auger support.

TO INSTALL
DO THIS:

- 1.) Remove the original auger support. Keep the screws.
- 2.) See Figure 1. Offset is at top of support.
- 3.) See Figure 2. Position molded support like the support that was just removed.
- 4.) See Figure 3. Screw head on inside.
- 5.) Secure with screws just removed.



Side View
Fig. 1



End View
Fig. 2




Fig. 3